

Apple Mobile & Tablet Download Instructions

Aloha,

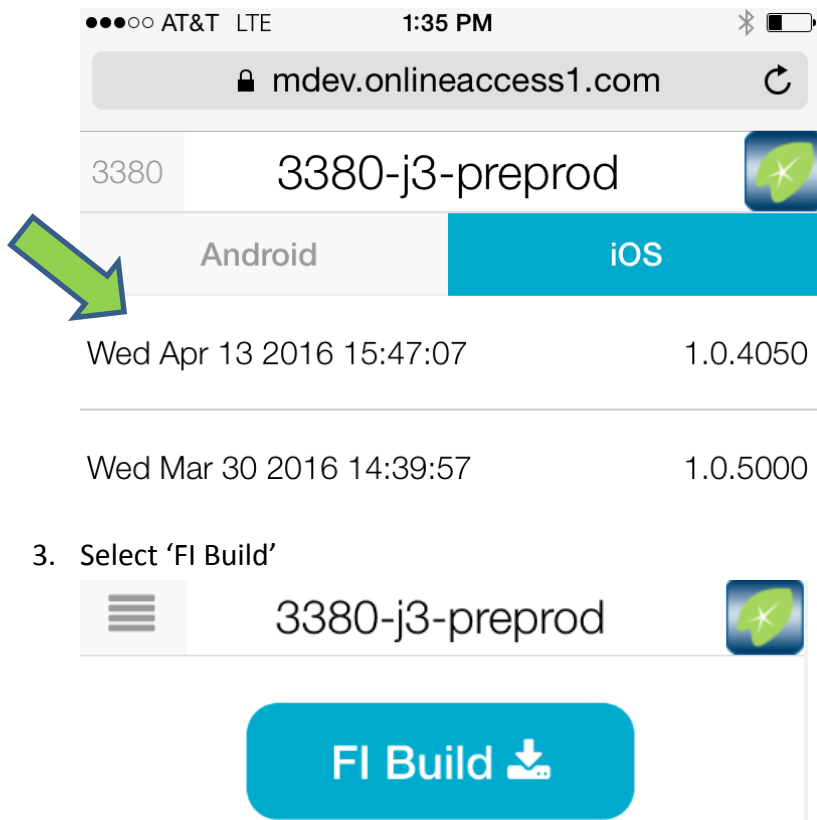
Because the app is not yet available for the general public, it is necessary to follow these instructions for downloading it to your mobile and/or tablet devices. The app will be available in the Google Play store in the near future for future downloads as well.

Tips:

1. You must download the app from your mobile phone or tablet. Open the “It’s here” email on your mobile phone or tablet and click on the “Download Mobile App” link.

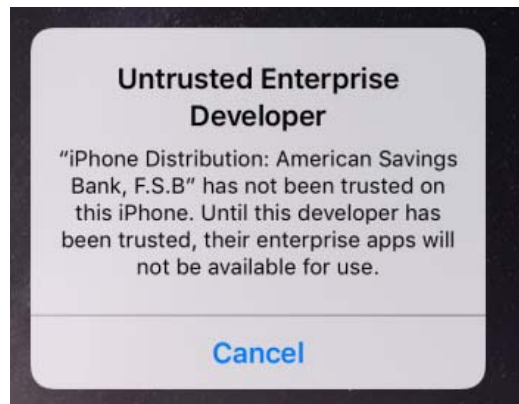
From your Mobile or Tablet Device:

1. Open email and click on the “Download Mobile App” link.
2. Safari will open the page below.
 - a. Select the ‘iOS’ tab at the top
 - b. Select “Wed April 13 2016 15:47:07 1.0.4050”



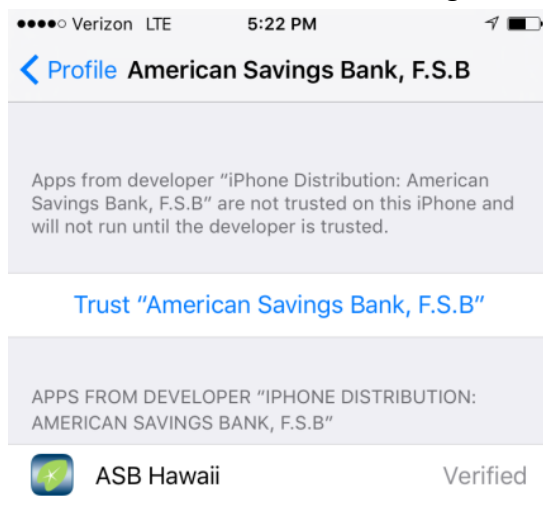
(Continued on next page)

4. Select 'Install' in the pop up window.
5. The app will start to download on your home screen, once the app download is complete, you will see the ASB Hawaii icon.
6. Open the ASB Hawaii app. The following warning message will be presented.



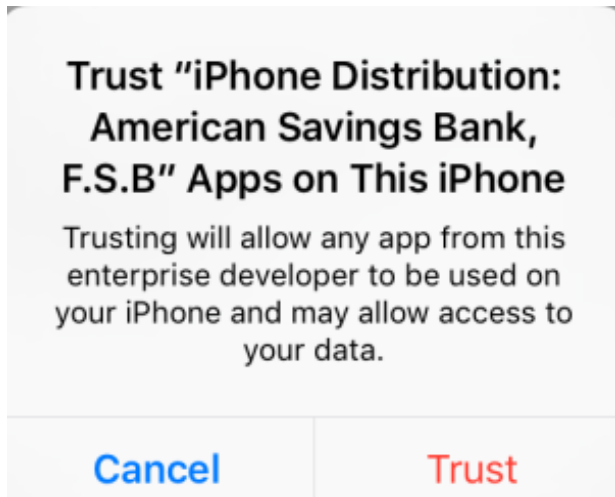
- a. **If you are given the option to 'Trust'** at this screen. Please do so. This app is safe.
 - i. Click Home button, select the new ASB Hawaii App and login in with your existing username and password.
 - b. **If you are not given the option to "Trust"** at this screen, please continue with these directions:
7. Go to Settings then select 'General.'
 - c. Select Profiles and Device Management (you may see only see 'Profiles' or 'Device Management')
 - d. Select 'American Savings Bank, FSB'

8. Then select 'Trust American Savings Bank, FSB'

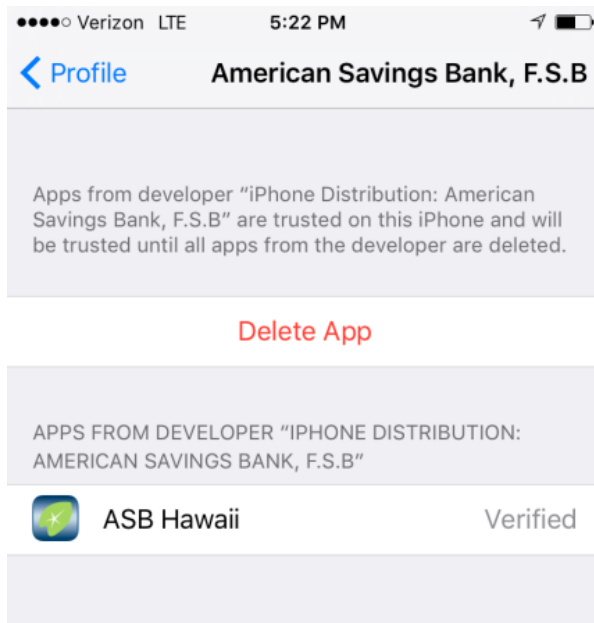


(Continued on next page)

9. Select 'Trust'



10. You will see the following confirmation:



11. Click Home button, select the new ASB Hawaii App and login in with your existing username and password.