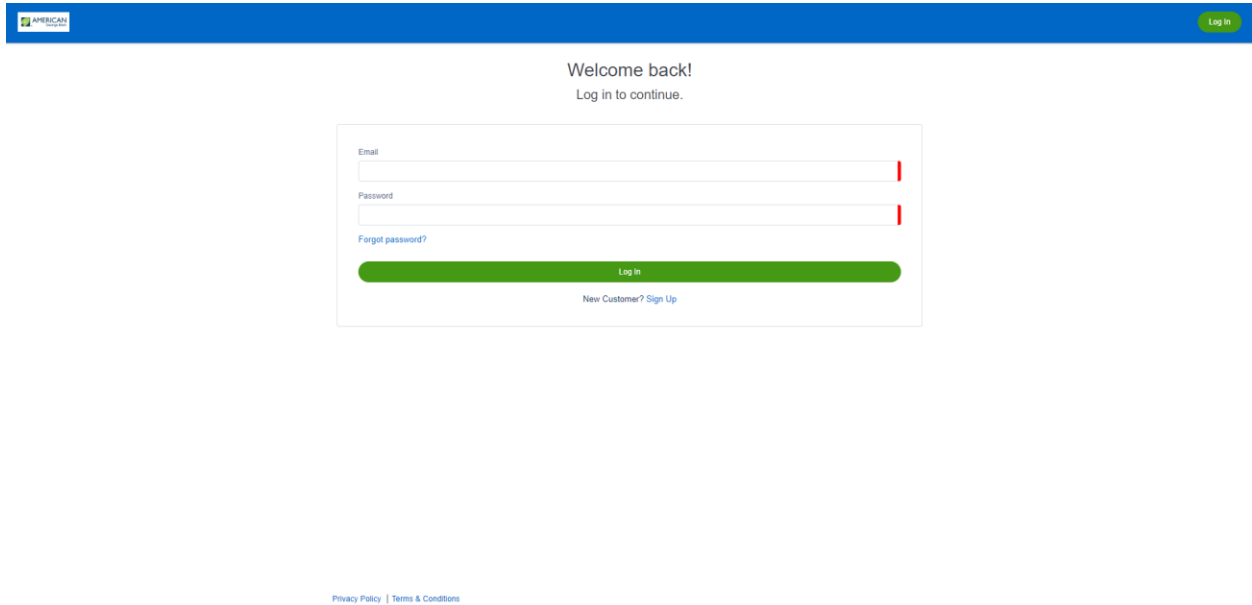


Applicable For the Following

- Password Reset
- Did not receive registration email

Instructions

- 1) Navigate to <https://psomaster-16fa5354b62-171164-17256699144.force.com>



Welcome back!
Log in to continue.

Email

Password

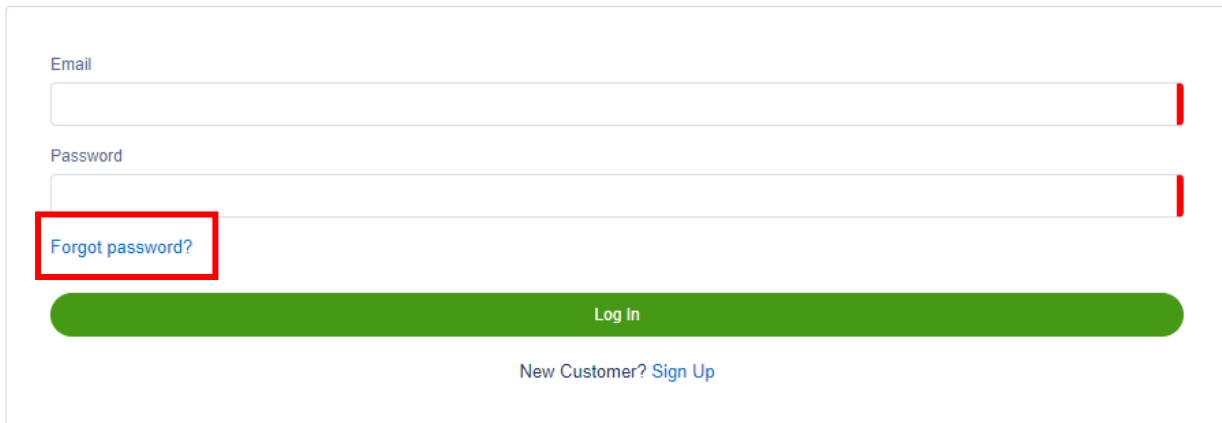
Forgot password?

Log In

New Customer? Sign Up

[Privacy Policy](#) | [Terms & Conditions](#)

- 2) Select "Forgot Password?"



Email

Password

Forgot password?

Log In

New Customer? Sign Up

- 3) Enter your email address. Please use the same email address that was listed on your PPP Forgiveness application. Your account is already established with this email address. Using a different email address will be unsuccessful.

Forgot your password?

We'll send you an email with a link to reset it.

Email

- 4) You'll receive an email with a link to reset your password. Click the button or link to "Reset your password".



Aloha,

Per your request, we have sent you a link to reset your password for your PPP Forgiveness application with American Savings Bank.

[Reset your password](#)

If you have trouble with the button, use this link:

If you have any questions or concerns, or if you did not intend to reset your password, please email us at asbcareshelp@asbhawaii.com.

Mahalo!

- The American Savings Bank Team

American Savings Bank
300 N. Beretania Street
Honolulu, HI 96817

asbcareshelp@asbhawaii.com
(808) 627-6900

- 5) Follow the instructions to “Create a Password”.

Create a Password

Create a Password

i Passwords should be at least:

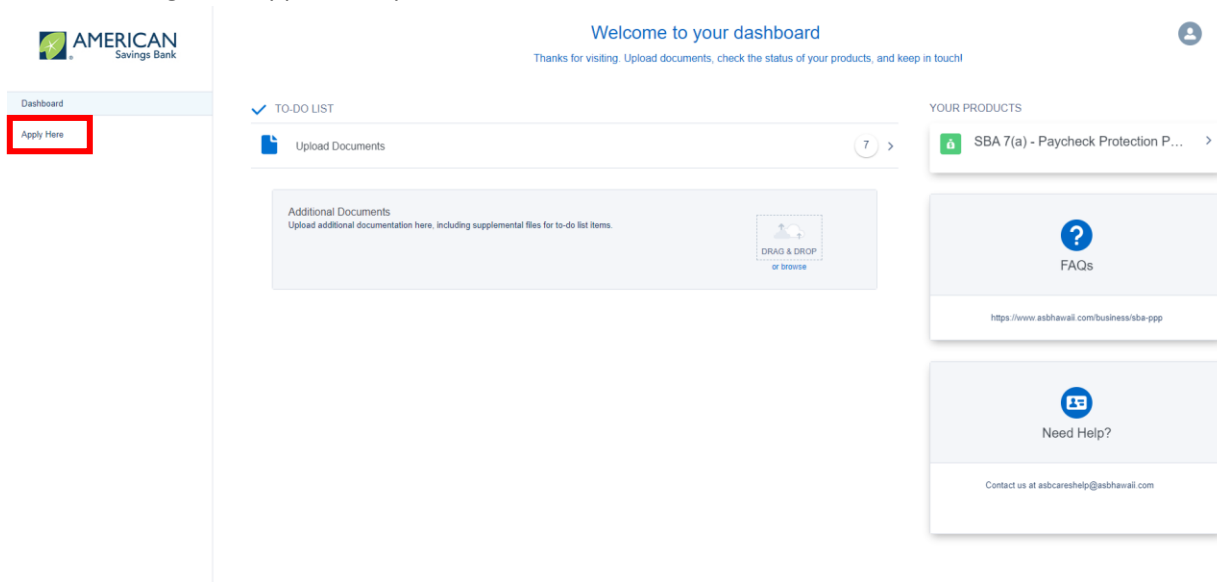
- ✓ 8 characters
- ✓ 1 lowercase letter
- ✓ 1 uppercase letter
- ✓ 1 number
- ✓ 1 special character (! # \$ % - _ = + < >)

Create a unique password and use it for this site only.

Retype Password

Log In

- 6) After clicking “Log In”, you’ll be forwarded to your Dashboard where you can click “Apply Here” to begin the application process.



The screenshot shows the user's dashboard. On the left, a sidebar contains a red-bordered button labeled "Apply Here". The main content area is titled "Welcome to your dashboard" and includes a "TO-DO LIST" with an "Upload Documents" section, an "Additional Documents" upload area, and a "YOUR PRODUCTS" section with links for "SBA 7(a) - Paycheck Protection P...", "FAQs", and "Need Help?".